

Balance Sheet as at 31-Mar-2013

In ₹ (Rupees)

Particulars		Note No.	31st Mar'13	31st Mar'12
<b>I. EQUITY AND LIABILITIES</b>				
<b>1 Shareholders' Funds</b>				
(a) Share Capital		1	37,125,000.00	37,125,000.00
(b) Reserves and Surplus		2	2,471,544.63	1,024,400.60
(c) Money Received Against Share Warrants			-	-
			<b>39,596,544.63</b>	<b>38,149,400.60</b>
<b>2 Share Application money pending allotment</b>				
		3	<b>38,725,278.00</b>	<b>39,467,278.00</b>
<b>3 Non-Current Liabilities</b>				
(a) Long-Term Borrowings		4	6,409,926.35	6,935,439.35
(b) Deferred Tax Liabilities (Net)			-	-
(c) Other Long-Term Liabilities			-	-
(d) Long-Term Provisions			-	-
			<b>6,409,926.35</b>	<b>6,935,439.35</b>
<b>4 Current Liabilities</b>				
(a) Short-Term Borrowings		5	61,865,561.82	53,985,351.80
(b) Trade Payables		6	17,097,967.56	13,008,084.00
(c) Other Current Liabilities		7	14,164,226.00	17,915,865.00
(d) Short-Term Provisions		8	5,106,830.48	4,121,798.60
			<b>98,234,585.86</b>	<b>89,031,099.40</b>
<b>Total Liabilities</b>			<b>182,966,334.84</b>	<b>173,583,217.35</b>
<b>II. ASSETS</b>				
<b>1 Non-Current Assets</b>				
(a) Fixed Assets		9		
(i) Tangible Assets		9 - 1	30,212,987.25	30,122,950.11
(ii) Intangible Assets			-	-
(iii) Capital Work-in-Progress		9 - 2	68,923.30	182,468.90
(iv) Intangible Assets under Development			-	-
(b) Non-Current Investments			-	-
(c) Deferred Tax Assets (Net)		10	410,580.59	15,566.59
(d) Long-Term Loans and Advances			-	-
(e) Other Non-Current Assets			-	-
			<b>30,692,491.14</b>	<b>30,320,985.60</b>
<b>2 Current Assets</b>				
(a) Current Investments			-	-
(b) Inventories		11	89,832,138.00	84,887,209.00
(c) Trade receivables		12	41,213,376.92	37,734,494.16
(d) Cash and Cash Equivalents		13	5,314,960.89	7,121,283.43
(e) Short-Term Loans and Advances		14	2,687,141.00	3,405,663.00
(f) Other Current Assets		15	13,226,226.89	10,113,582.16
			<b>152,273,843.70</b>	<b>143,262,231.75</b>
<b>Total Assets</b>			<b>182,966,334.84</b>	<b>173,583,217.35</b>
<b>Contingent Liabilities and Commitments</b>				

The Notes referred to above form an integral part of the Balance Sheet.

As Per Our report of even date

For **Indapurkar & Mundada Chartered Accountants**

Chartered Accountants

FRN : 118855W


**Avinash K. Mahamuni**

Partner

MRN : 117992

Address : B-2, Ganesh Complex, Sahyog Nagar,

Garkheda, Aurangabad



For and On Behalf of the Board of Directors

**Vikram A. Dekate**

Director

**Chetan A. Dekate**

Director

Place: Aurangabad

Date : 29/09/2013

**DEKSON CASTINGS PVT. LTD.**

E-21, M.I.D.C., Chikalthana, Aurangabad - 431 210

**Statement of Profit and Loss for the year ended 31-Mar-2013**

In ₹ (Rupees)


Particulars		Note No	31st Mar'13	31st Mar'12
I	Revenue from Operations	16	139,858,781.28	97,921,182.45
II	Other Income	17	368,553.68	348,474.44
III	<b>TOTAL REVENUE (I + II)</b>		<b>140,227,334.96</b>	<b>98,269,656.89</b>
IV	EXPENSES			
	Cost of Materials Consumed	18	100,620,596.15	66,568,411.48.
	Purchases of Stock-in-Trade		-	-
	Changes in Inventories		-	-
	Employee Benefit Expenses	19	8,765,808.12	4,149,019.97
	Finance Costs	20	11,592,486.90	12,569,990.52
	Depreciation and Amortization Expenses	21	2,781,603.00	2,752,380.00
	Other Expenses	22	15,167,032.76	10,475,262.06
	<b>TOTAL EXPENSES</b>		<b>138,927,526.93</b>	<b>96,515,064.03</b>
V	Profit before Exceptional and Extraordinary Items and Tax (III-IV)		<b>1,299,808.03</b>	<b>1,754,592.86</b>
VI	Exceptional Items		-	-
VII	Profit before Extraordinary Items and Tax		<b>1,299,808.03</b>	<b>1,754,592.86</b>
VIII	Extraordinary Items		-	-
IX	Profit Before Tax		<b>1,299,808.03</b>	<b>1,754,592.86</b>
X	Tax Expense			
	Current Tax	23	247,678.00	344,062.00
	Deferred Tax	24	(395,014.00)	1,176,231.98
XI	<b>Profit/(Loss) for the period from Continuing Operations(IX-X)</b>		<b>1,447,144.03</b>	<b>234,298.88</b>
XII	Profit/(Loss) from Discontinuing Operations		-	-
XIII	Tax Expense of Discontinuing Operations		-	-
	<b>Profit/(Loss) from Discontinuing Operations (after tax)(XII-XIII)</b>		-	-
XIV			-	-
XV	<b>Profit(Loss) for the Period(XI+XIV)</b>		<b>1,447,144.03</b>	<b>234,298.88</b>
XVI	Earnings per Equity Share			
	-Basic		38.98	6.31
	-Diluted		-	-
	<b>Additional Information</b>		-	-

The Notes referred to above form an integral part of the Balance Sheet.  
As Per Our report of even date

For **Indapurkar & Mundada Chartered Accountants**

Chartered Accountants

FRN : 118855W



**Avinash K. Mahamuni**

Partner

MRN : 117992


Address : B-2, Ganesh Complex, Sahyog Nagar, Garkheda, Aurangabad

Place: Aurangabad

Date: 29/09/2013




For and On Behalf of the Board of Directors



**Vikram A. Dekate**

Director



**Chetan A. Dekate**

Director